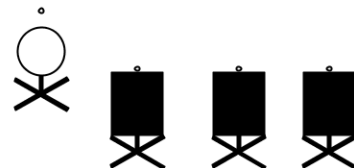
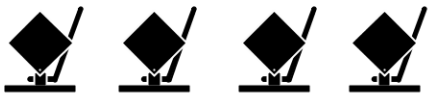
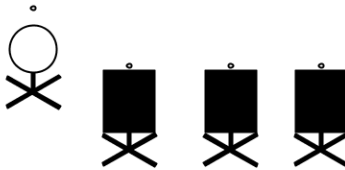


# Stage 1

- 20 1911 Holstered
- 10 Rifle staged on crate
- 6 Shotgun (SG) staged in the left window

Begin standing at the left window with hands on belt buckle.  
When ready say "If they move kill 'em"

- ATB – With the SG engage the round rifle target with one round, then each of the SG knockdown targets, put the last round on the round rifle target, Make shotgun safe. Missed SG targets cannot be made up.
- Move to the rifle and engage the rifle targets with a continuous Nevada sweep from either end.
- Move to the right window and with the 1911 engage the pistol targets in a continuous Nevada sweep from either end. Move to the crate and engage the rifle targets in a continuous Nevada sweep from either end.



# Stage 2

15 1911 Pistol holstered

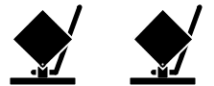
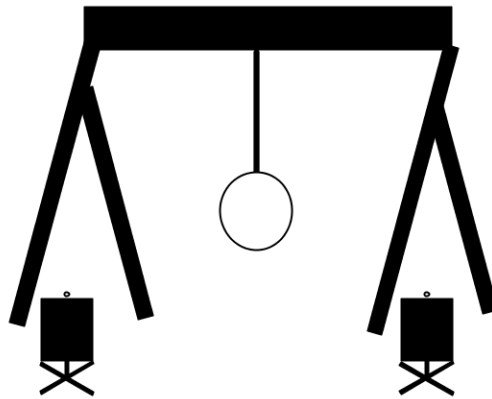
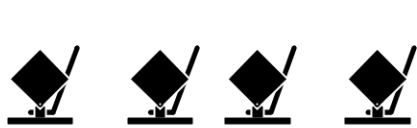
10 Rifle staged in the right window

5 Shotgun (SG) staged in the left window

Start at the right window with both hands on window casing.

When ready say **"They'll be waitin for us!"**

- Engage the rifle targets with three identical sweeps from either end. Put the 10<sup>th</sup> round on the middle target. Make rifle safe.
- Move to the SG engage the 4 SG targets any order. Put your 5<sup>th</sup> round on any rifle target. Make SG safe. Missed SG targets cannot be made up.
- Move to the backdoor, release the swinger. With the 1911 double tap the swinger then sweep the three targets from either end. Repeat. Move to the right window and with 1911 engage the three rifle targets and the two SG targets in any order.



# Stage 3


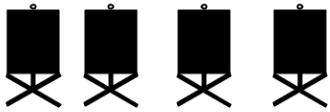
15 1911 holstered.

10 Rifle staged in left window

6 Shotgun staged on well

Start standing in the opening past the right post. Hands on hat. When ready say **“10 thousand cuts an awful lot of family ties”**

- ATB engage the pistol targets in a 2 3 2 3 sweep and repeat. Move to the left window and engage the rifle targets in a 2 3 2 3 sweep (DO NOT REPEAT).
- With the rifle engage the rifle targets in a 2 3 2 3 sweep. Make rifle safe.
- Move to the shotgun and engage the shotgun targets any order. Put your 5<sup>th</sup> round on any rifle target. Missed SG targets cannot be made up.



# Stage 4



15 1911 holstered

10 Rifle ready

6 Shotgun (SG) Staged on right table

Start standing with hands on a horse. When ready say **"I kill 'em now!"**

- ATB with rifle engage the four rifle targets 1 on 1, 2 on 2, 3 on 3 and 4 on 4. NOTE there is a rifle order. Make rifle safe.
- With the 1911 engage the rifle targets 1 on 1, 1 on 2, 1 on 3, 1 on 4, the cowboy once, the plate rack, the cowboy once and then the rifle targets 1 on 4, 1 on 1, 1 on 2, 1 on 1.
- With the SG engage the 4 knockdowns and then any 2 rifle targets. Missed SG targets cannot be made up



# Stage 5

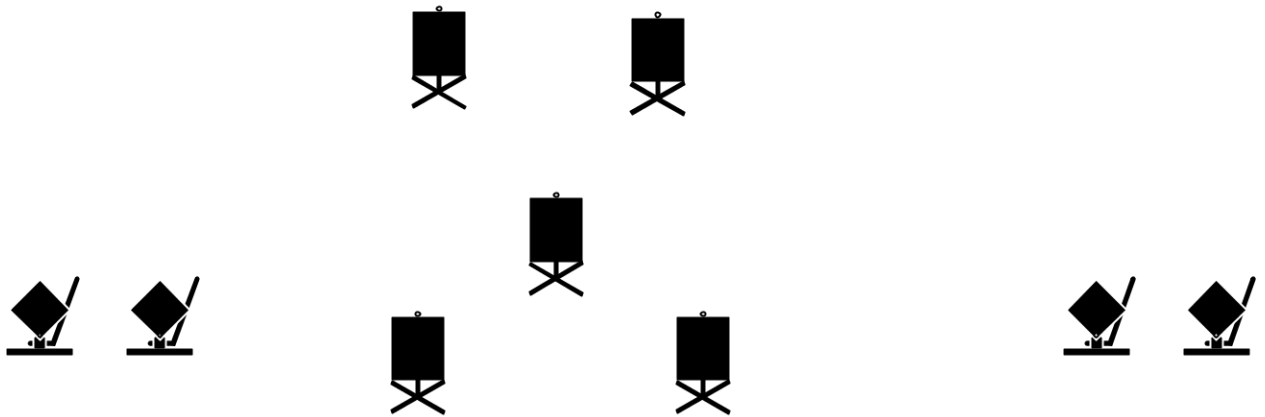
20 1911 holstered

10 Staged on a horse

6 Shotgun (SG) Staged on a horse

Start standing with hands on a horse. When ready say **"I can nail 'em!"**

- ATB with rifle engage the three rifle targets in two 1,3,1 sweeps. (Do not have to be identical)  
Make rifle safe.
- With the 1911 engage the 5 targets with 4 separate diagonal Nevada sweeps.
- With the SG engage the 4 knockdowns and the 2 anvil rifle targets. Missed SG targets cannot be made up



# Stage 6

20 1911 holstered

10 Rifle staged on left shelf

5 Shotgun staged on right shelf

Start in the opening with arms crossed.

When ready say **“And you boys ain’t getting any younger either”**.

- ATB with the 1911 engage the pistol targets with an over and back sweep from either end (example, 1,2,3,4,5,5,4,3,2,1)
- Move to the left shelf and with the 1911 engage the rifle targets with an over and back sweep from either end (example, 1,2,3,4,5,5,4,3,2,1)
- With the rifle engage the rifle targets with an over and back sweep from either end (example, 1,2,3,4,5,5,4,3,2,1)
- Move to the shotgun and engage the 4 SG targets with your last round on any rifle target. Missed SG targets cannot be made up

