

The Freight Office

10 Pistol Holstered

10 Rifle staged on Crate

4+ Shotgun staged in Left Window

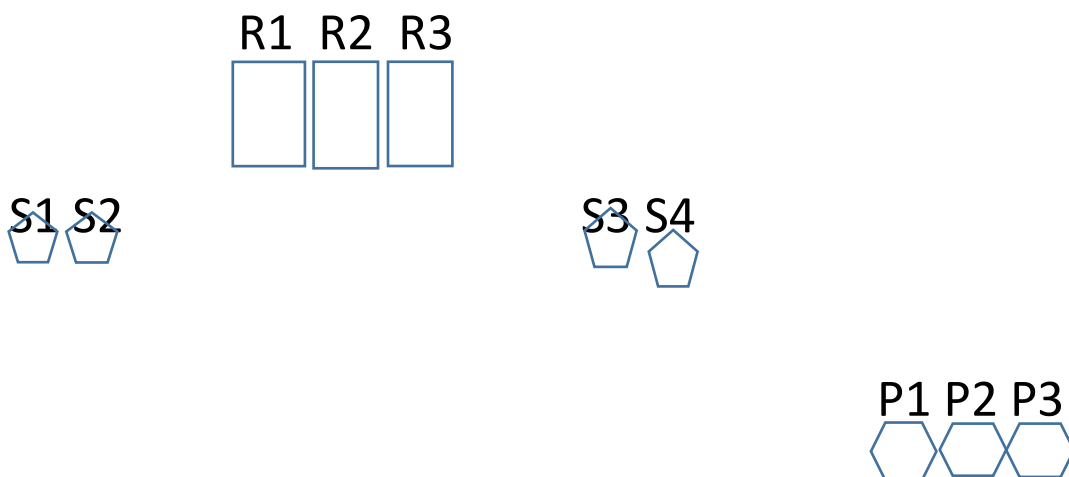
Starting position: Left window with shotgun in hands

Line is: Be sure to order plenty of ammo

Split Shotgun

ATB: Engage left shotgun targets until down make shotgun safe on **crate**, retrieve rifle and engage rifle targets in this order, 22, 1, 2, 3 and repeat make rifle safe on crate, retrieve shotgun move to right window engage right shotgun targets until down

Move to opening and engage pistol targets in the same order as the rifle targets.



The Shootist

10 Pistol Holstered

10 Rifle staged in Right Window

4+ Shotgun in Left Window

Starting position: Doorway of Choice, Hands on Doorframe

(south, east or west door, Not the North Door)

Shotgun, Rifle, Pistol or Rifle, Shotgun, Pistol

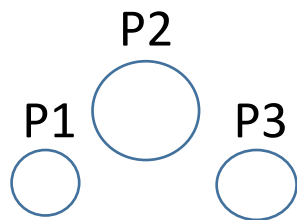
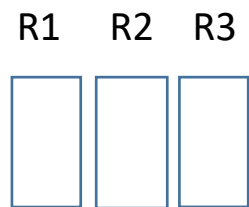
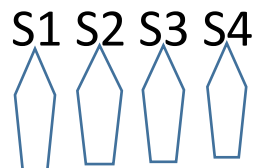
Line is: Where you always butt ugly

ATB: Move to rifle or shotgun, engage shotgun targets until down

engage rifle targets in a 2,1,2 sweep, starting on either end and **repeat**

(11,2,33 or 33,2,11)

Move to opening release swinger and engage pistol targets in the same order as the Rifle



Texas Star Bank

10 Pistol Holstered

10 Rifle staged on right Window

4+ Shotgun staged on Well

Starting position: Hands resting on stage rifle

Line is: We're not the Dolton gang and this is not Coffeyville
Kansas

ATB: Engage rifle dump plate with one round then engage
knockdown rack until plates are down place remaining rounds
on dump plate, misses count on dump plate and any
knockdowns remaining up

Move to opening engage pistol targets in a military sweep
starting and repeat.

(111,2,1, 111,2,1)

Move to well engage shotgun targets until down

The Saloon

10 Pistol Holstered

10 Rifle Staged on Bar

4+ shotgun on Small Table

Starting position: hands on hat

Line is: Bartender, sarsaparilla all around

ATB: Engage shotgun targets until down move to bar and engage rifle targets with one round on middle (**RED**) target then double tap the two targets to the left or right then one round on middle target and double tap the remaining two targets

(3,11,22, 3,44,55 or 3,22,11,3,44,55) Round 1 & 6 must be on middle **RED** (3) target.

move to the pistol rack engage knockdown until down remaining rounds on dump plate, misses count only on dump plate and any knockdowns remain standing.

The Corral

10 Pistol Holstered

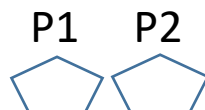
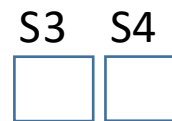
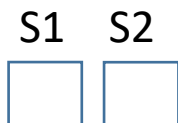
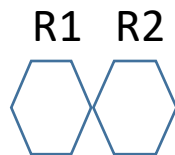
10 Rifle staged on Table

4+ Shotgun, Shotgun in hand other hand on shells, shells may be pulled but not touching shotgun

Starting position: Shooters starts past the right post

Line is: I will take the black one with the four white socks and I will name him Blackie

ATB: The shooter will engage two shotgun targets until down move to table and engage the remaining two shotgun targets until down make shotgun safe, retrieve rifle and engage in a double tap continuous alternating sweep for 10 grounds make rifle safe and engage pistol targets same as rifle targets.



Boot Hill

10 Pistol Holstered

10 Rifle on Left Shelf

4+ Shotgun on Right Shelf

Starting position: Behind Rifle, At Texas Surrender

Line is: Quiet son you're standing on hollow ground

ATB: Engage rifle targets in a Two Separate Nevada sweep starting on target 3, (R3, R2, R1, R2, R3) and repeat.

Move to opening and engage pistol targets same as rifle targets starting on target 3

(P3,P2,P1,P2,P3) and repeat.

Move to shotgun and shoot knock downs until down

Note: Red Target is Pistol & Rifle target #3, Rifle targets are the farthest out and Pistol targets are the closest in

